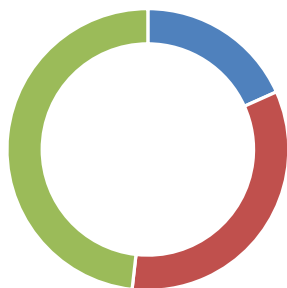


Grad Labin 2018. godina

BROJ PODUZETNIKA 520
BROJ ZAPOSLENIH KOD PODUZETNIKA 3.058
UKUPNI PRIHOD 1.641.994.607

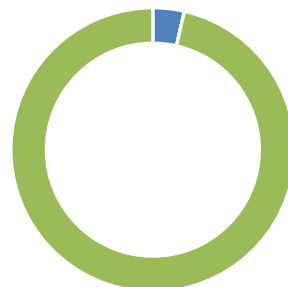
Prihodi poduzetnika

Po veličini



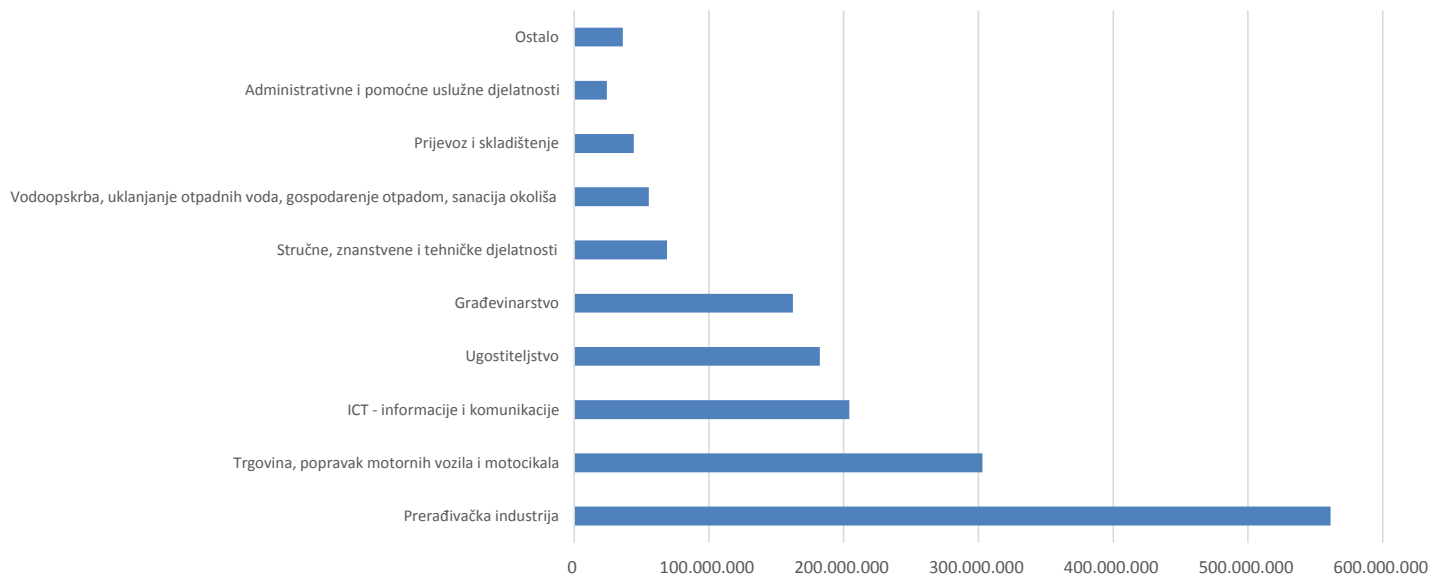
■ MIKRO ■ MALI ■ SREDNJI

Po vrsti vlasništva



■ Državno ■ Mješovito ■ Privatno

Po djelatnosti



BROJ PODUZETNIKA
BROJ ZAPOSLENIH
UKUPAN PRIHOD
IZVOZ
UKUPAN RASHOD
TROŠKOVI OSOBLJA
NETO PLAĆE
AMORTIZACIJA
POREZ NA DOBIT
IMOVINA
DUGOTRAJNA IMOVINA
DUGOTRAJNA NEMATERIJALNA IMOVINA
DUGOTRAJNA MATERIJALNA IMOVINA
NOVAC
KAPITAL I REZERVE
INVESTICIJE

PO VELIČINI			
MIKRO	MALI	SREDNJI	UKUPNO
475	36	9	520
995	810	1.253	3.058
300.371.687	550.032.183	791.590.737	1.641.994.607
36.816.550	82.374.679	545.865.826	665.057.055
280.750.111	528.331.787	722.645.584	1.531.727.482
77.610.441	77.097.037	158.268.551	312.976.029
51.074.537	49.342.043	96.633.445	197.050.025
15.480.151	13.447.244	40.050.015	68.977.410
4.096.360	4.055.566	7.901.435	16.053.361
586.616.929	401.455.050	1.079.288.519	2.067.360.498
336.195.036	158.023.704	681.256.177	1.175.474.917
5.256.971	1.907.933	5.743.749	12.908.653
310.030.592	114.611.539	488.287.679	912.929.810
47.536.759	22.488.764	94.501.665	164.527.188
38.824.358	128.490.769	678.634.302	845.949.429
60.557.677	21.741.420	44.502.487	126.801.584

BROJ PODUZETNIKA
BROJ ZAPOSLENIH
UKUPAN PRIHOD
IZVOZ
UKUPAN RASHOD
TROŠKOVI OSOBLJA
NETO PLAĆE
AMORTIZACIJA
POREZ NA DOBIT
IMOVINA
DUGOTRAJNA IMOVINA
DUGOTRAJNA NEMATERIJALNA IMOVINA
DUGOTRAJNA MATERIJALNA IMOVINA
NOVAC
KAPITAL I REZERVE
INVESTICIJE

PO VRSTI VLASNIŠTVA			
Državno	Mješovito	Privatno	UKUPNO
5	1	514	520
180	0	2.878	3.058
58.524.361	9.282	1.583.460.964	1.641.994.607
0	1.710	665.055.345	665.057.055
58.193.043	13.324	1.473.521.115	1.531.727.482
21.784.175	0	291.191.854	312.976.029
13.612.641	0	183.437.384	197.050.025
11.217.159	0	57.760.251	68.977.410
349.452	0	15.703.909	16.053.361
297.005.262	100.359	1.770.254.877	2.067.360.498
255.756.836	0	919.718.081	1.175.474.917
2.724.919	0	10.183.734	12.908.653
247.367.014	0	665.562.796	912.929.810
10.063.122	35.065	154.429.001	164.527.188
45.409.417	99.673	800.440.339	845.949.429
8.809.319	283	117.991.982	126.801.584



BROJ PODUZETNIKA	47	122	21	44	66	92	3	17	108
BROJ ZAPOSLENIH	717	351	342	397	462	219	173	108	289
UKUPAN PRIHOD	561.322.254	302.881.300	204.165.746	182.316.358	162.341.848	68.829.711	55.437.657	44.344.278	60.355.455
IZVOZ	333.675.412	21.012.314	187.734.834	98.920.567	4.572.937	5.887.145	0	11.325.077	1.928.769
UKUPAN RASHOD	527.663.335	288.946.792	189.086.949	157.264.307	156.597.746	55.578.276	54.909.642	39.887.551	61.792.884
TROŠKOVI OSOBLJA	62.192.988	34.117.824	67.966.900	37.989.511	38.067.626	21.845.060	20.631.102	8.979.534	21.185.484
NETO PLAĆE	40.007.924	21.726.918	39.350.602	23.974.715	25.142.952	14.224.165	12.904.888	5.854.211	13.863.650
AMORTIZACIJA	16.666.017	6.006.212	1.358.529	12.738.338	9.806.948	2.140.383	11.164.822	1.945.774	7.150.387
POREZ NA DOBIT	1.112.285	2.695.838	2.547.783	4.573.447	1.267.614	1.993.672	339.839	921.620	601.263
IMOVINA	432.552.685	242.349.332	95.020.187	488.379.889	179.418.661	99.088.257	278.589.166	56.951.346	195.010.975
DUGOTRAJNA IMOVINA	171.409.994	94.760.715	13.273.909	352.540.803	83.622.572	49.582.197	246.746.589	22.865.767	140.672.371
DUGOTRAJNA NEMATERIJALNA IMOVINA	1.944.365	2.028.583	1.899.219	490.642	58.510	938.693	2.724.919	1.798.642	1.025.080
DUGOTRAJNA MATERIJALNA IMOVINA	145.972.361	89.615.253	11.345.944	174.946.044	82.387.327	19.576.919	240.692.011	12.674.775	135.719.176
NOVAC	16.112.947	17.109.673	6.644.520	68.714.558	8.281.502	13.693.651	7.278.832	16.648.836	10.042.669
KAPITAL I REZERVE	172.264.858	62.681.832	54.870.582	336.694.907	61.795.187	46.086.348	126.417.508	42.843.627	-57.705.420
INVESTICIJE	33.007.875	10.583.718	1.889.702	19.832.052	22.692.766	10.323.330	8.618.576	1.635.469	18.218.096

PO DJELATNOSTI									
Prerađivačka industrija	Trgovina, popravak motornih vozila i motocikala	ICT - informacije i komunikacije	Ugostiteljstvo	Građevinarstvo	Stručne, znanstvene i tehničke djelatnosti	Vodoopskrba, uklanjanje otpadnih voda, gospodarenje otpadom, sanacija okoliša	Prijevoz i skladištenje	Ostalo	
47	122	21	44	66	92	3	17	108	
717	351	342	397	462	219	173	108	289	
561.322.254	302.881.300	204.165.746	182.316.358	162.341.848	68.829.711	55.437.657	44.344.278	60.355.455	
333.675.412	21.012.314	187.734.834	98.920.567	4.572.937	5.887.145	0	11.325.077	1.928.769	
527.663.335	288.946.792	189.086.949	157.264.307	156.597.746	55.578.276	54.909.642	39.887.551	61.792.884	
62.192.988	34.117.824	67.966.900	37.989.511	38.067.626	21.845.060	20.631.102	8.979.534	21.185.484	
40.007.924	21.726.918	39.350.602	23.974.715	25.142.952	14.224.165	12.904.888	5.854.211	13.863.650	
16.666.017	6.006.212	1.358.529	12.738.338	9.806.948	2.140.383	11.164.822	1.945.774	7.150.387	
1.112.285	2.695.838	2.547.783	4.573.447	1.267.614	1.993.672	339.839	921.620	601.263	
432.552.685	242.349.332	95.020.187	488.379.889	179.418.661	99.088.257	278.589.166	56.951.346	195.010.975	
171.409.994	94.760.715	13.273.909	352.540.803	83.622.572	49.582.197	246.746.589	22.865.767	140.672.371	
1.944.365	2.028.583	1.899.219	490.642	58.510	938.693	2.724.919	1.798.642	1.025.080	
145.972.361	89.615.253	11.345.944	174.946.044	82.387.327	19.576.919	240.692.011	12.674.775	135.719.176	
16.112.947	17.109.673	6.644.520	68.714.558	8.281.502	13.693.651	7.278.832	16.648.836	10.042.669	
172.264.858	62.681.832	54.870.582	336.694.907	61.795.187	46.086.348	126.417.508	42.843.627	-57.705.420	
33.007.875	10.583.718	1.889.702	19.832.052	22.692.766	10.323.330	8.618.576	1.635.469	18.218.096	

	podaci javne objave				podaci statistike
	2014	2015	2016	2017	2018
Broj poduzetnika	494	497	493	478	520
Ukupni prihodi	1.838.890.483	1.017.663.550	1.244.411.303	1.402.637.421	1.641.994.607
Izvoz	987.646.617	302.016.826	423.259.135	459.929.922	665.057.055
Ukupni rashodi	1.753.850.997	997.186.760	1.182.906.831	1.310.797.991	1.531.727.482
Troškovi osoblja	255.681.454	232.262.766	252.055.102	273.728.654	312.976.029
Neto plaće	158.027.926	143.510.055	157.061.979	172.565.636	197.050.025
Amortizacija	72.419.470	49.640.687	58.532.925	63.700.734	68.977.410
Dobit/gubitak razdoblja	75.166.300	7.944.484	61.504.472	78.163.905	110.267.125
Porez na dobit	9.873.186	12.532.306	11.773.514	13.675.525	16.053.361
Ukupna imovina	2.298.458.979	1.662.870.767	1.818.450.197	1.894.991.230	2.067.360.498
Dugotrajna imovina	1.102.348.297	978.578.930	1.035.572.806	1.071.016.250	1.175.474.917
Dug. materijalna imovina	914.563.301	785.042.332	812.277.398	821.885.637	912.929.810
Dug. nematerijalna imovina	18.071.130	14.997.414	12.791.356	13.592.916	12.908.653
Novac	91.677.468	90.115.551	106.403.404	131.813.573	164.527.188
Kapital i rezerve	1.039.202.356	505.693.757	610.308.981	679.123.233	845.949.429
Investicije	65.640.542	57.816.025	158.313.184	130.222.812	126.801.584
Broj zaposlenih kod poduzetnika	2.967	2.600	2.768	2.866	3.058